



Univers is an interactive show for early years. The audience is inside the stage.

Stage Requirements

Stage

- Height 5,5m (minimum 4,5m)
- Width 11m (minimum 8m)
- Depth 8m (minimum 7m)

Dance floor

- White, matte.
- Width 8m (minimum 6m)
- Depth 7m (minimum 5m)

Rigging points

3 set pieces in the shape of a mobile are operated during the play. The company provides ropes, pulleys, shackles and slings. We can hang it on either the fly bars or the grid. If rigged on fly bars, the fly bars will need to be secured to restrict the movement from the rotation of the set pieces over their axis.

3 of the 7 rigging points will need landing anchor points for the operation of the mobiles during the piece. Each anchor point will need to end up in the SR wing to 3 weight bearing fixed cleats or boom structures that can support a minimum weight of 50kg for each mobile.

- Mobile Medusa 20kg. 3 rigging points:
 - 2 rigging points separated by 1.2m with centre at 1.5m from the setting line to upstage and 1.5m from the centre line to stage right.
 - 1 rigging point on the far stage right to feed the landing anchor point in the same setting line.
 - 1 AC 240V near this rigging point.
- Mobile Tubes 20kg. 2 rigging points:
 - 1 rigging point at the centre of the setting line and 1.6m from the centre line to stage left.
 - 1 rigging point on the far stage right to feed the landing anchor point in the same setting line.
- Mobile Light 12kg. 2 rigging points:
 - 1 rigging point at 1.5m from the centre of the setting line to downstage and 1.6m from the vertical centreline to stage right.
 - 1 rigging point on the far stage right to feed the landing anchor point in the same setting line.

The best way to do this would be to have 3 conventional fly bars that can support 50kg each. One in the setting line and two 1.5 m from the setting line, one towards upstage, the other one towards downstage.

Masking

We want to limit the space with 2 Germany-style black draperies. Several masking drapes will be needed to close all the performance space and at the same time leave an access for actors on each side of the stage. The entry and exit of the audience must be taken into account according to the evacuation requirements of the venue.

Lighting

Dimmers

28 2kW dimmer channels

Lighting fixtures

- 18 PC 1Kw
 - Barn Doors and gel frames
- 1 PAR64 1Kw CP-60 (N°1)
 - Gel frame (lamp set vertically)
- 8 PAR64 1Kw CP-62 (N°5)
 - Gel frames (lamp set horizontally)
- 9 Profile 750w 25° / 50°
 - 2 gobo holders, 1 gel gram and 1 iris.

All lights with hook clamps and safety chains.

Bars and support

- 2 IWB at 5.5m high (minimum 4.5m) with minimum 14 dimmer channels each:
 - LX 1 at ~3.5m Downstage of setting line.
 - LX 2 at ~3.5m Upstage of setting line.
- 4 boom structures of 2m height
 - two of them with a profile at ~ 1,8m.
 - two of them with a profile at ~ 2m and another to ~ 1.8m.

Sound

PA

4 Nexo PS15 type speakers hanging between 2m and 5m. Placed on each stage corner facing centre.

Control

The control desk for both sound and lights should be located in the USR corner, outside the white floor.

The operator is also the musician who sends SND and LX Qs through QLab, and operates the pulley system for the scene changes. The company brings table and chair, but will require:

- XLR audio cables for the 4 speakers.
- DMX cable for dimmer control.
- 4x AC 240V schuko CEE 7/7 Type F outlets
- 1x XLR - XLR ~2m audio cable and 2x ~20cm.

Setup

A pre-hang of light and sound is mandatory before the arrival of the company.

AC 240V schuko CEE 7/7 Type F power outlets for the charging of batteries of the set elements.

1x Lifting tower or ladder to focus the lighting fixtures and rig the set pulleys.

1x DMX control surface during focus.

Theatre staff

- 2 Lighting/sound technician
- 1 Stage technician

Work schedule

The run includes two shows of 40 mins.

- 4h Setup
- 40m Performance
- 20m Preparation between shows
- 1h30m Strike

In short

To be provided by the company:

- Slings, pulleys, ropes and shackles
- Sound and DMX control systems
- Props and furniture

To be provided by the venue:

- 2 fly bars with 12 dimmable lines each
- Structure to secure the 7 rigging points for the set structures (ideally 3 bars)
- 4 x 2m booms structure
- 3 cleats or boom structure for rope operation (weight bearing)
- Masking
- Lighting fixtures
 - 18 PC 1kW
 - 1 PAR64 1kW CP-60 (Nº1)
 - 8 PAR64 1kW CP-62 (Nº5)
 - 9 Profile 750w 25° / 50°
- Infrastructure and cables for 28 dimmable power lines and one direct current power line.
- 4 Nexo PS15 type speakers with its cables and rigging system.

Other

Dressing rooms

1 dressing room for 3 people with mirrors, tables, chairs, hot water, heating and power sockets.

Vehicle

Parking for a Renault Transit (5.1x2x2m).

Audience

Audience is within the performance space.

The production is created for babies 0 to 2 years.

Maximum capacity of 60 (toddlers and parents).

School performances: 25 children plus adults

Contact

Technical coordinator **Jordi Sala**

0034 662 307 356 engrunatecnicjordi@gmail.com


Production **Txell Felip**

0034 618 55 46 37 engruna@engrunateatre.com



International Booking Agent **Ana Sala**

0034619951791 anasala@ikebanah.es


Images



Slings, pulleys and ropes




Fixed Cleats




Light Mobile



Medusa Mobile



Tubes Mobile



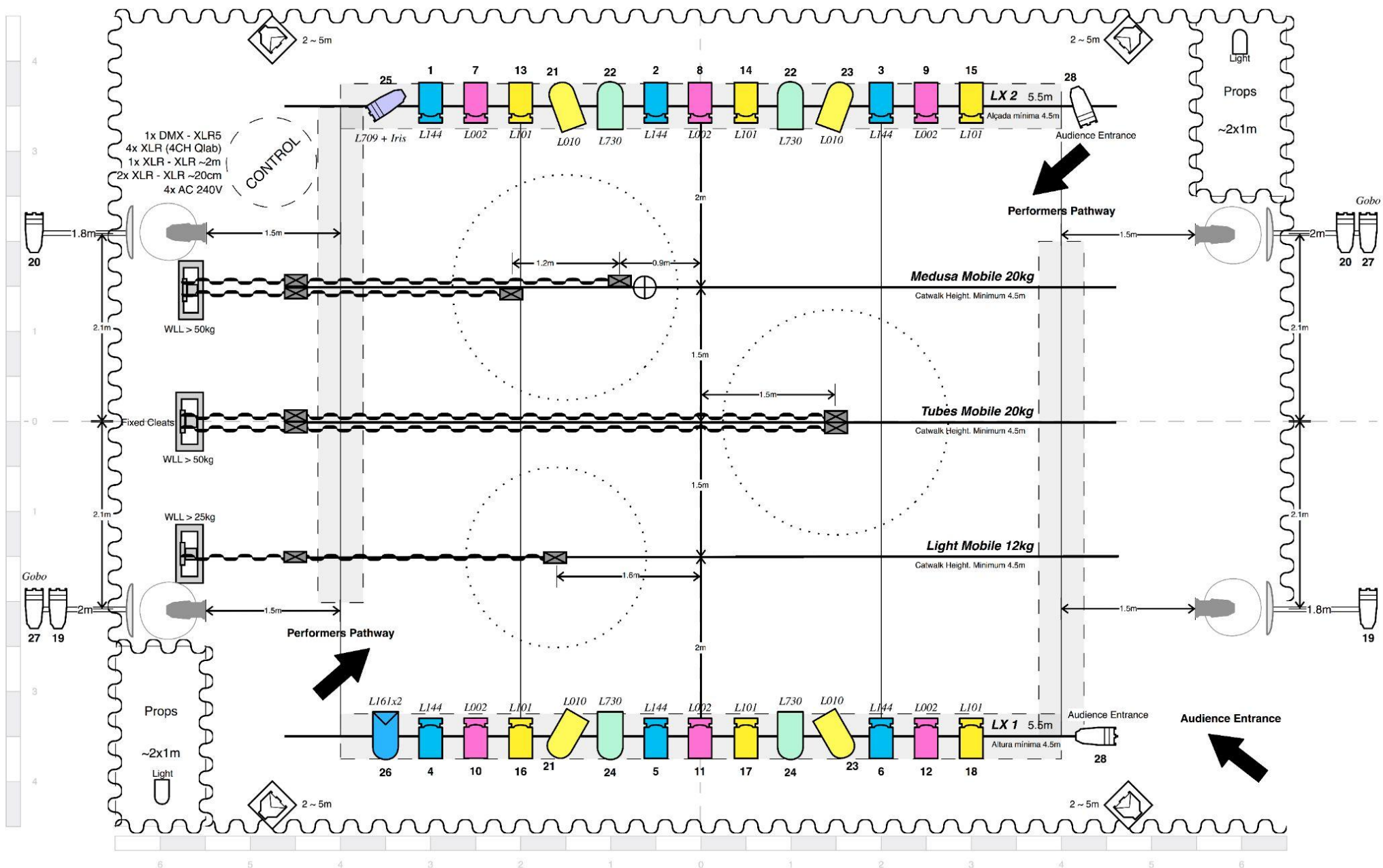
Mobles in high position



Mobiles in low position



Control









UNIVERS






Engruna Teatre

Light Design
Set Design
Music & Sound

Ganecha Gil
Clàudia Vilà
Jordi Sala

-  4x Speaker Nexo PS15
-  Pulley
-  Operation
-  Ropes
-  Draperies
-  Audience

Color
Canal

-  AC 240V
-  9x ETC S4 25-50° 750W + 1 Iris
-  18x PC 1kW Robert Juliat Lutin 306 LPC
-  1x PAR64 CP60 n°1 (Làmpara Vertical)
-  8x PAR64 CP62 n°5 (Làmpara Horitzontal)

Technical Contact:

Jordi Sala
662307356
engrunatecnicjordi@gmail.com